

- Name of Listed Entity: Laxmi Cotspin Limited
- Scrip Code/Name of Scrip/Class of Security: LAXMICOT
- Share Holding Pattern Filed under: 31b
- Share Holding Pattern as on :31-Mar-2018
- Declaration:** The Listed entity is required to submit the following declaration to the extent of submission of information:-

| S. No. | Particulars | Yes/No | |
|--------|--|--------|-----------------------------|
| 1 | Whether the Listed Entity has issued any partly paid up shares? | No | |
| 2 | Whether the Listed Entity has issued any Convertible Securities? | No | |
| 3 | Whether the Listed Entity has any shares against which depository receipts are issued? | No | |
| 4 | Whether the Listed Entity has any shares in locked-in? | Yes | Promoter and Promoter Group |
| 5 | Whether any shares held by promoters are pledge or otherwise encumbered? | No | |
| 6 | Whether the Listed Entity has issued any differential Voting Rights? | No | |
| 7 | Whether the Listed Entity has issued any Warrants ? | No | |




Table I-Summary Statement holding of specified securities

| Category(I) | Category of shareholder (II) | Nos. of shareholders (III) | No. of fully paid equity shares held (IV) | No. of Partly paid equity shares held (V) | No. of shares underlying Depository Receipts (VI) | Total nos. shares held (VII) = (IV)+(V)+(VI) | Shareholding as a % of total no. of shares (calculated as per SCRR, 1957) (VIII) | Number of Voting Rights held in each class of securities (IX) | | | No. of Shares Underlying Outstanding convertible securities (including Warrants) (X) | Shareholding, as a % assuming full conversion of convertible securities (as a percentage of diluted share capital) (XI) = (VII) + (X) | Number of Locked in shares (XII) | | Number of Shares pledged or encumbered (XIII) | | Number of equity shares held in dematerialized form (XIV) |
|-------------|------------------------------|----------------------------|---|---|---|--|--|---|--------------|--------|--|---|----------------------------------|---------------------------------|---|---------------------------------|---|
| | | | | | | | | Class seg: X | Class seg: Y | Total | | | No. (a) | As a % of total Shares held (b) | No. (a) | As a % of total Shares held (b) | |
| A | Promoter & Promoter | 5 | 3467815 | 0 | 0 | 3467815 | 20.22 | 3467815 | 0 | 346781 | 20.22 | 0 | 20.22 | 3442815 | 99.28 | | 3467815 |

| | | | | | | | | | | | | | | | | | | |
|----|--------------------------------|-----|---------|---|---|--------|--------|------|---|-----|-------|---|--------|-------|-------|---|------|----------|
| | Group | | | | | | | | | 5 | | | | | | | | |
| B | Public | 473 | 1367985 | 0 | 0 | 136798 | 79.78 | 1367 | 0 | 136 | 79.78 | 0 | 79.78 | | 0.00 | | | 13679855 |
| | | | 5 | | | 55 | | 9855 | | 798 | | | | | | | | |
| C | Non Promoter-Non Public | 0 | 0 | 0 | 0 | 0 | 0.00 | 0 | 0 | 0 | 0.00 | 0 | 0.00 | 0 | 0.00 | 0 | 0.00 | 0 |
| C1 | Shares underlying DRs | 0 | 0 | 0 | 0 | 0 | 0.00 | 0 | 0 | 0 | 0.00 | 0 | 0.00 | | 0.00 | | | 0 |
| C2 | Shares held by Employee Trusts | 0 | 0 | 0 | 0 | 0 | 0.00 | 0 | 0 | 0 | 0.00 | 0 | 0.00 | | 0.00 | | | 0 |
| | Total | 478 | 1714767 | 0 | 0 | 171476 | 100.00 | 1714 | 0 | 171 | 100.0 | 0 | 100.00 | 34428 | 20.08 | | | 17147670 |
| | | | 0 | | | 70 | | 7670 | | 476 | | | | 15 | | | | |
| | | | | | | | | | | 70 | | | | | | | | |



SIL
SKRathi

Table II- Statement showing share holding pattern of the Promoter and Promoter Group

| Category & Name of the Shareholders (I) | PAN (II) | No. of share older (III) | No. of fully paid up equity share held (IV) | Partly paid-up equity shares held (V) | Nos. of shares underlying Depository Receipts (VI) | Total nos. shares held (VII= IV+V+VI) | Shareholding % calculate as per SCRR, 1957 (VIII) | Number of Voting Rights held in each class of securities (IX) | | | No. of Underlying Outstanding convertible securities (including Warrants) (X) | Shareholding % as assuming full conversion of convertible securities (asa percentage of diluted share capital) (XI)= (VII)+(X)asa % of A+B+C2 | Number of Locked in shares (XII) | | Number of Shares pledged or otherwise encumbered (XIII) | | Number of equity shares held in dematerialized form (XIV) | | |
|---|---|--------------------------|---|---------------------------------------|--|---------------------------------------|---|---|---------|---------|---|---|----------------------------------|---------|---|---------|---|-------------------------------|---------|
| | | | | | | | | Asa % of (A+B+C2) (VIII) | Class X | Class Y | | | Total | No. (a) | Asa % of total Share held (b) | No. (a) | | Asa % of total share held (b) | |
| I | Indian | | 0 | 0 | 0 | 0 | 0.00 | 0 | 0 | 0 | 0.00 | 0 | 0.00 | 0 | 0.00 | | | 0 | |
| a | Individuals/Hindu undivided Family | | 4 | 1401885 | 0 | 0 | 1401885 | 8.18 | 1401885 | 0 | 1401885 | 8.18 | 0 | 8.18 | 1376885 | 98.22 | | | 1401885 |
| | Sanjay Kachrural Rathi | AAU PR96 44P | | 843750 | 0 | 0 | 843750 | 0.49 | 843750 | 0 | 843750 | 0.49 | 0 | 0.49 | 843750 | 100.00 | | | 843750 |
| | Bhavesh Ramesh Patel | AJYP P4516 D | | 333188 | 0 | 0 | 333188 | 1.94 | 333188 | 0 | 333188 | 1.94 | 0 | 1.94 | 333188 | 100.00 | | | 333188 |
| | Shivratan Shrigopal Mundada | ABPP M845 9H | | 711970 | 0 | 0 | 711970 | 0.42 | 711970 | 0 | 711970 | 0.42 | 0 | 0.42 | 461970 | 64.89 | | | 711970 |
| | Rajesh Puranmal Bansal | ABC PB53 60K | | 913125 | 0 | 0 | 913125 | 5.33 | 913125 | 0 | 913125 | 5.33 | 0 | 5.33 | 913125 | 100.00 | | | 913125 |
| b | Central Government/ State Government(s) | | 0 | 0 | 0 | 0 | 0.00 | 0 | 0 | 0 | 0.00 | 0 | 0.00 | 0 | 0.00 | | | 0 | |
| c | Financial | | 0 | 0 | 0 | 0 | 0.00 | 0 | 0 | 0 | 0.00 | 0 | 0.00 | 0 | 0.00 | | | 0 | |




| | | | | | | | | | | | | | | | | | | |
|---|---|--------------------|---|--------------|---|-------------|-------|--------------|-----------------|-------|------|-------|-------------|------------|------|--|---------|--|
| | Institutions/ Banks | | | | | | | | | | | | | | | | | |
| d | Any Other (specify) | | 1 | 206590 30 | 0 | 206593 0 | 12.05 | 206590 30 | 206 593 0 | 12.05 | 0 | 12.05 | 2065 930 | 100. 00 | | | 2065930 | |
| | Bodies Corporate | | 1 | 206590 30 | 0 | 206593 0 | 12.05 | 206590 30 | 206 593 0 | 12.05 | 0 | 12.05 | 2065 930 | 100. 00 | | | 2065930 | |
| | Ashva Multi Trade Private Limited | AAE CM34 14F | | 206590 30 | 0 | 206593 0 | 12.05 | 206590 30 | 206 593 0 | 12.05 | 0 | 12.05 | 2065 930 | 100. 00 | | | 2065930 | |
| | Sub-Total (A)(1) | | 5 | 346780 15 | 0 | 346781 5 | 20.23 | 346780 15 | 346 781 5 | 20.23 | 0 | 20.23 | 3442 815 | 99.2 8 | | | 3467815 | |
| 2 | Foreign | | 0 | 0 | 0 | 0 | 0.00 | 0 | 0 | 0 | 0.00 | 0 | 0.00 | 0 | 0.00 | | 0 | |
| a | Individuals (Non- Resident Individuals/ Foreign Individuals) | | 0 | 0 | 0 | 0 | 0.00 | 0 | 0 | 0 | 0.00 | 0 | 0.00 | 0 | 0.00 | | 0 | |
| b | Government | | 0 | 0 | 0 | 0 | 0.00 | 0 | 0 | 0 | 0.00 | 0 | 0.00 | 0 | 0.00 | | 0 | |
| c | Institutions | | 0 | 0 | 0 | 0 | 0.00 | 0 | 0 | 0 | 0.00 | 0 | 0.00 | 0 | 0.00 | | 0 | |
| d | Foreign Portfolio Investor | | 0 | 0 | 0 | 0 | 0.00 | 0 | 0 | 0 | 0.00 | 0 | 0.00 | 0 | 0.00 | | 0 | |
| e | Any Other (specify) | | 0 | 0 | 0 | 0 | 0.00 | 0 | 0 | 0 | 0.00 | 0 | 0.00 | 0 | 0.00 | | 0 | |
| | Sub-Total (A)(2) | | 0 | 0 | 0 | 0 | 0.00 | 0 | 0 | 0 | 0.00 | 0 | 0.00 | 0 | 0.00 | | 0 | |
| | Total Shareholding of Promoter and Promoter Group (A)= (A)(1)+(A)(2) | | 5 | 346780 15 | 0 | 346781 5 | 20.23 | 346780 15 | 346 781 5 | 20.23 | 0 | 20.23 | 3442 815 | 99.2 8 | | | 3467815 | |




Table III- Statement showing share holding pattern of the Public shareholder


| | Category & Name of the Shareholders (I) | PAN (II) | Nos. of shareholder (III) | No. of fully paid up equity shares held (IV) | Partly paid-up equity shares held (V) | Nos. of shares underlying Depository Receipts (VI) | Total nos. shares held (VII) = (IV+V+VI) | Shareholding % calculated as per SCRR, 1957 As a % of (A+B+C2) VIII | Number of Voting Rights held in each class of securities (IX) | | | No. of Shares Underlying Outstanding convertible securities (including Warrants) (X) | Total shareholding, as a % assuming full conversion of convertible securities (as a percentage of diluted share capital) (XI) | Number of Locked in shares (XII) | | Number of Shares pledged or otherwise encumbered (XIII) | | Number of equity shares held in dematerialized form (XIV) | |
|---|---|----------|---------------------------|--|---------------------------------------|--|--|---|---|---------|-------|--|---|-------------------------------------|---------|---|---------|---|--|
| | | | | | | | | | No. of Voting Rights | | | | | Total as a % of Total Voting Rights | No. (a) | As a % of total Shares held (b) | No. (a) | | As a % of total shares held (Not applicable) (b) |
| | | | | | | | | | Class X | Class Y | Total | | | | | | | | |
| l | Institutions | | 0 | 0 | 0 | 0 | 0 | 0.00 | 0 | 0 | 0 | 0.00 | 0 | 0.00 | 0 | 0.00 | 0 | 0 | |
| a | Mutual Funds/ | | 0 | 0 | 0 | 0 | 0 | 0.00 | 0 | 0 | 0 | 0.00 | 0 | 0.00 | | | | 0 | |
| b | Venture Capital Funds | | 0 | 0 | 0 | 0 | 0 | 0.00 | 0 | 0 | 0 | 0.00 | 0 | 0.00 | | | | 0 | |
| c | Alternate Investment Funds | | 0 | 0 | 0 | 0 | 0 | 0.00 | 0 | 0 | 0 | 0.00 | 0 | 0.00 | | | | 0 | |
| d | Foreign Venture Capital Investors | | 0 | 0 | 0 | 0 | 0 | 0.00 | 0 | 0 | 0 | 0.00 | 0 | 0.00 | | | | 0 | |
| e | Foreign Portfolio Investors | | 0 | 0 | 0 | 0 | 0 | 0.00 | 0 | 0 | 0 | 0.00 | 0 | 0.00 | | | | 0 | |
| f | Financial Institutions/ Banks | | 0 | 0 | 0 | 0 | 0 | 0.00 | 0 | 0 | 0 | 0.00 | 0 | 0.00 | | | | 0 | |
| g | Insurance Companies | | 0 | 0 | 0 | 0 | 0 | 0.00 | 0 | 0 | 0 | 0.00 | 0 | 0.00 | | | | 0 | |
| h | Provident Funds/ Pension Funds | | 0 | 0 | 0 | 0 | 0 | 0.00 | 0 | 0 | 0 | 0.00 | 0 | 0.00 | | | | 0 | |
| i | Any Other (specify) | | 0 | 0 | 0 | 0 | 0 | 0.00 | 0 | 0 | 0 | 0.00 | 0 | 0.00 | | | | 0 | |



| | | | | | | | | | | | | | | | | | | | |
|----|---|--------------|-----|---------|---|---|---------|-------|---------|---|---------|-------|---|-------|---|------|---|------|---------|
| | Sub-Total (B)(1) | | 0 | 0 | 0 | 0 | 0 | 0.00 | 0 | 0 | 0 | 0.00 | 0 | 0.00 | 0 | 0.00 | | 0 | |
| 2 | Central Government/ State Government(s) / President of India | | 0 | 0 | 0 | 0 | 0 | 0.00 | 0 | 0 | 0 | 0.00 | 0 | 0.00 | | 0.00 | | 0 | |
| | Sub-Total (B)(2) | | 0 | 0 | 0 | 0 | 0 | 0.00 | 0 | 0 | 0 | 0.00 | 0 | 0.00 | 0 | 0.00 | | 0 | |
| 3 | Non-institutions | | 0 | 0 | 0 | 0 | 0 | 0.00 | 0 | 0 | 0 | 0.00 | 0 | 0.00 | 0 | 0.00 | 0 | 0.00 | |
| a | Individuals - | | 402 | 6424391 | 0 | 0 | 6424391 | 37.46 | 6424391 | 0 | 6424391 | 37.46 | 0 | 37.46 | 0 | 0.00 | 0 | 0.00 | 6424391 |
| i | Individual shareholders holding nominal share capital up to Rs. 2 lakhs. | | 367 | 2587685 | 0 | 0 | 2587685 | 15.09 | 2587685 | 0 | 2587685 | 15.09 | 0 | 15.09 | | 0.00 | | | 2587685 |
| ii | Individual shareholders holding nominal share capital in excess of Rs. 2 lakhs. | | 35 | 3836706 | 0 | 0 | 3836706 | 22.37 | 3836706 | 0 | 3836706 | 22.37 | 0 | 22.37 | | 0.00 | | | 3836706 |
| | Taraben Ramesh Patel | AAT PP06 54N | 0 | 187500 | 0 | 0 | 187500 | 1.09 | 187500 | 0 | 187500 | 1.09 | 0 | 1.09 | | 0.00 | | | 187500 |
| | Ramesh Patel | AAT PP06 55P | 0 | 2251563 | 0 | 0 | 2251563 | 13.13 | 2251563 | 0 | 2251563 | 13.13 | 0 | 13.13 | | 0.00 | | | 2251563 |
| b | NBFCs registered with RBI | | 0 | 0 | 0 | 0 | 0 | 0.00 | 0 | 0 | 0 | 0.00 | 0 | 0.00 | | 0.00 | | | 0 |



| | | | | | | | | | | | | | | | | |
|---|--|--------------|-----|-------|---|---|--------|-------|-------|---|-----|-------|---|-------|---|----------|
| c | Employee Trusts | | 0 | 0 | 0 | 0 | 0 | 0.00 | 0 | 0 | 0 | 0.00 | 0 | 0.00 | | 0 |
| d | Overseas Depositories (holding DRs) (balancing figure) | | 0 | 0 | 0 | 0 | 0 | 0.00 | 0 | 0 | 0 | 0.00 | 0 | 0.00 | | 0 |
| e | Any Other (specify) | | 71 | 72554 | 0 | 0 | 725546 | 42.31 | 72554 | 0 | 725 | 42.31 | 0 | 42.31 | | 7255464 |
| | HUF | | 43 | 43275 | 0 | 0 | 432750 | 2.52 | 43275 | 0 | 432 | 2.52 | 0 | 2.52 | | 432750 |
| | Non-Resident Indian (NRI) | | 1 | 6000 | 0 | 0 | 6000 | 0.03 | 6000 | 0 | 600 | 0.03 | 0 | 0.03 | | 6000 |
| | Clearing member | | 12 | 19836 | 0 | 0 | 198366 | 1.16 | 19836 | 0 | 198 | 1.16 | 0 | 1.16 | | 198366 |
| | Bodies Corporate | | 15 | 66183 | 0 | 0 | 661834 | 38.60 | 66183 | 0 | 661 | 38.60 | 0 | 38.60 | | 6618348 |
| | Anand Vyapaar Private Limited | AAG CA20 61E | 0 | 33925 | 0 | 0 | 339250 | 19.78 | 33925 | 0 | 339 | 19.78 | 0 | 19.78 | | 3392500 |
| | Safford Mercantile Private Limited | AAM CS42 83Q | 0 | 22854 | 0 | 0 | 228545 | 13.33 | 22854 | 0 | 228 | 13.33 | 0 | 13.33 | | 2285450 |
| | Prasad Cotton Industres Private Limited | AAH CP42 79N | 0 | 23400 | 0 | 0 | 234000 | 1.36 | 23400 | 0 | 234 | 1.36 | 0 | 1.36 | | 234000 |
| | Saptashruni Alloy Private Limited | AAIC S2970 E | 0 | 22800 | 0 | 0 | 228000 | 1.33 | 22800 | 0 | 228 | 1.33 | 0 | 1.33 | | 228000 |
| | Sub-Total (B)(3) | | 473 | 13679 | 0 | 0 | 136798 | 79.77 | 13679 | 0 | 136 | 79.77 | 0 | 79.77 | 0 | 13679855 |



| | | | | | | | | | | | | | | |
|---|-----|-----------|---|----------|-------|-----------|----------|-------|---|-------|---|------|--|----------|
| Total Public Shareholding (B)= (B)(1)+(B)(2)+(B)(3) | 473 | 136790855 | 0 | 13679855 | 79.77 | 136790855 | 13679855 | 79.77 | 0 | 79.77 | 0 | 0.00 | | 13679855 |
|---|-----|-----------|---|----------|-------|-----------|----------|-------|---|-------|---|------|--|----------|



SECRET

Table V- Statement showing share holding pattern of the Non Promoter-Non Public share holder

| Category & Name of the Shareholders (I) | PAN (II) | No. of share holder (III) | No. of fully paid up equity share held (IV) | Partly paid-up equity shares held (V) | Nos. of shares underlying Depository Receipts (VI) | Total No. shares held (VII) = (IV)+(V)+(VI) | Shareholding % calculate as per SCRR, 1957 (VIII) | Number of Voting Rights held in each class of securities (IX) | | | No. of Shares Outstanding convertible securities (including Warrants) (X) | Total shareholding, as assuming full conversion of convertible securities (XI) | Number of Locked in shares (XII) | | Number of Shares pledged or otherwise encumbered (XIII) | | Number of equity shares held in dematerialized form (Not Applicable) (XIV) | |
|--|----------|---------------------------|---|---------------------------------------|--|---|---|---|---------------------|---|---|--|-------------------------------------|-----|---|---------------------|--|--|
| | | | | | | | | Asa % of (A+B+C2) (VIII) | No of Voting Rights | | | | Total as a % of Total Voting rights | No. | Asa % of total Share held | No. (No. of shares) | | Asa % of total share held (Not applicable) |
| Class X | Class Y | Total | | | | | | | | | | | | | | | | |
| 1 Custodian/DR Holder | | 0 | 0 | 0 | 0 | 0 | 0.00 | 0 | 0 | 0 | 0.00 | 0 | 0.00 | 0 | 0.00 | 0 | 0 | 0 |
| 2 Employee Benefit Trust (under SEBI (Share based Employee Benefit) Regulations, 2014) | | 0 | 0 | 0 | 0 | 0 | 0.00 | 0 | 0 | 0 | 0.00 | 0 | 0.00 | 0 | 0.00 | 0 | 0 | 0 |
| Total Non-Promoter-Non Public Shareholding (C) = (C)(1)+(C)(2) | | 0 | 0 | 0 | 0 | 0 | 0.00 | 0 | 0 | 0 | 0.00 | 0 | 0.00 | 0 | 0.00 | 0 | 0.00 | 0 |

Table II- Unclaim Details

| | |
|--|------------------|
| Details of Shares which remain unclaimed may be given here along with details such as number of shareholders, outstanding shares held in demat/unclaimed suspense account, voting rights which are frozen etc. | |
| No. of shareholders | No of share held |



Table III- Unclaim Details

| Details of Shares which remain unclaimed may be given here along with details such as number of shareholders, outstanding shares held in demat/unclaimed suspense account, voting rights which are frozen etc. | |
|--|------------------|
| No. of shareholders | No of share held |

Table III- Person in Concert

| Details of the shareholders acting as persons in Concert including their Shareholding | | | |
|---|-------------|--------------|-----------|
| Name of shareholder | Name of PAC | No. of share | Holding % |



SURATI